

# ***“Naaman is Healed”***

2 Kings 5:1-14 ESV

Bible Lesson & Activities for Children



THE **SUNDAY SCHOOL** STORE

---

# Naaman is Healed

---



The healing of Naaman is an interesting Old Testament story that reminds us of a couple important truths. Naaman had to trust God and follow some strange instructions, even though he was skeptical. When he did, his leprosy was cured! There are times that we have to trust and obey the Lord, even in unknown or strange circumstances. This story also reflects on Baptism. Naaman was healed in the Jordan River (oh, who else do we know that was baptized in the Jordan?? That's right...), but it wasn't the waters of the dirty river that made him clean. It was the power of God! In our lives, we can't wash ourselves from sin, but God heals us and makes us new.

**Lesson focus:** In this lesson, students will hear the story of Naaman, and discuss what it means to have faith in God and follow His guidance. Even when we don't fully understand His plans for our lives, we can trust that His Word is true and His instruction good. This lesson reminds children to lean on the Lord and to look for help in unexpected places!

**Passage:** 2 Kings 5:1-14

**Target Audience:** Elementary School, adaptable for K-6<sup>th</sup> Grades

**Materials Needed:** Construction paper, decorative materials, paper plates, popsicle sticks, glue, baking soda, water, scissors, Bible (all optional, depending which activities you choose to use—except for the Bible, you need that for sure). Object lesson props can include bowl of water.

## More Resources Online

- Watch the [video demonstration of the object lesson](#)
- Watch the [video example for the craft projects](#)
- Watch the [video Bible Story "Naaman"](#) from Saddleback Kids
- Watch the [video Bible Story "We Can Obey God"](#) from the Crossroads Kids Club
- Watch the [video Bible Story "Overview: 1-2 Kings"](#) from the Bible Project
- For more free Bible illustrations, we recommend [Christian Clip Arts](#).

---

# Contents


---

Contents.....	2
Object Lesson (5 minutes).....	3
Game & Activities Suggestions (10 minutes) .....	6
Main Bible Teaching (15 minutes) .....	8
Craft Activities (15 minutes) .....	12
Craft one: “Healed Naaman Puppet” .....	13
Craft Two: “Naaman Cup Puppet” .....	14
2 Kings 5:13 ESV .....	15
2 Kings 5:13 ESV .....	16
Bible Worksheets .....	17

---

## Object Lesson (5 minutes)

---



*Greet children and start with an opening game...*

Hello, children of God!

Have you ever played a game called “Simon Says”? You probably have at some point. It’s simple: One leader gives

instructions, and if they start out with “Simon Says,” you need to do what the instructions ask. If “Simon” didn’t say, you don’t act. Well, I want us to try a variation on this game. It’s called “Elisha says”, because we are talking today about a story that involves a man named Elisha, who was a prophet of God. More on him soon. But first, let’s play!

*Invite students to stand and play along with “Elisha says.” Make the instructions strange and perhaps difficult to follow. After a few rounds of direction, consider giving children a small prize or treat to reward them for following instructions. Then discuss what it’s like to be asked to do things you might not love.*

Were some of these things I asked you to do a little funny? Maybe it even felt weird to follow some of those directions. There are sometimes in our lives when people will ask us to do things that we don’t fully understand. In fact, even God might at times give us directions that seem strange! We might not always want to obey God’s commands, but it’s important to listen to His voice.

This reminds me of a story in the Bible. There was a man named Naaman, who had a yucky disease called leprosy. Leprosy can make your skin have spots, and sometimes even makes you lose parts of your body! Well, Naaman wanted to be healed. There was a servant girl living with him who had been captured from among God’s people. This servant girl knew that there was a prophet named Elisha who could speak God’s words

and help her master. She told Naaman about him, and Naaman set off to find him in Israel. When he did, Elisha told Naaman that he needed to bathe himself in the Jordan river, seven times. Well, that sounded like some rather strange instruction! Naaman thought it sounded silly and at first, he wasn't going to do it. Fortunately, his advisors reminded him that it was worth trying, even if it didn't sound glamorous. So Naaman took a bath in the Jordan! And then another, and another, and...well, after he did what Elisha instructed, he was healed! He came out of the water clean and fresh and cured of leprosy, and he praised God for it.

What does this mean for us? Is it a reminder that we should take baths when our parents ask to? Not exactly...this story can help us see how we should listen to God. Naaman wasn't just healed because he dipped in the river. He was healed because God's hand was at work. We are not saved from sin because of anything that we do, but because God works in and through us to accomplish His work. Naaman decided to trust what Elisha told him, knowing it came from God. So, we can trust God's words in the Bible, and in the lessons that we hear from pastors and parents and teachers. We can follow their instructions, and we can listen for the voice of God's commands all around us. We know that He has healed our hearts, and that even when we aren't sure how, He is working in our lives. This story reminds me a little bit of Baptism. Naaman's cleansing was sort of like a Baptism (and guess who was baptized in the Jordan River many years later? Jesus!). In Baptism, it's not the water doing the work, but God's spirit that takes our sins away and heals our hearts.

So, ask God for instructions! Pay attention to His word in scripture and ask what He wants you to do with your life. Why don't we pray now and thank God for healing?

**Prayer:**

(Have kids repeat each line)

Dear God,

Thank you for healing us.

Thank you for the gift of Baptism.

Please help us to follow your instructions

Even when they might seem strange.

Thank you for your love

We love you, God!

In Jesus name, Amen!

---

## Game & Activities Suggestions (10 minutes)

---



This lesson includes an interesting story involving water, leprosy, and faith. Open with a fun illustration or activity.

Some of these suggestions can be done throughout or at the end of the lesson, as well as near the beginning.

Here are some activities to get kids thinking... (select the best ones for your audience and age group):

- “Elisha says” game: play a game of Simon Says, replacing “Simon” with “Elisha”, and providing children with odd and unusual instructions to follow.
- Do it seven times: have students participate in a relay race, with kids lined up in teams and taking turns going from one end of a room to another. At the end of the room kids race to, have them complete various tasks (hop on one foot, clap hands, etc.), repeating the actions seven times in a row.
- Wash it off! Remember the story element of bathing by taking a dirty item and washing it clean. This could also become a competitive game by splitting into teams, as well.
- “Leprosy experience”! Mix baking soda with a little bit of water and spread the paste in small amounts onto students. Pretend that these are the spots of leprosy. You might want to use this within the story, wiping clean when Naaman is healed.

Explain that today's story involves a special healing by God. The man in this story had to do something a little strange and trust that God's instructions were reliable. God worked through several people to bring this man to faith, healing him physically as well as spiritually.

**Ask:** Have you ever been given instructions to do something that sounded very strange? Whose directions do you have to follow in life?



---

## Main Bible Teaching (15 minutes)

---



As always, how you choose to experience the passages will vary according to the ages and abilities of your children (and how many are participating).

This story is a fun one to act out, either with puppets or with students taking on roles. As you read or act, discuss the significance of the action happening. Open it up by describing that Elisha was a prophet who took over for Elijah.

*2 Kings 5:1 ESV Naaman, commander of the army of the king of Syria, was a great man with his master and in high favor, because by him the LORD had given victory to Syria. He was a mighty man of valor, but he was a leper.*

This story begins with a military man. Naaman was a great commander, but he had a horrible disease. Describe how leprosy would often make spots come out on skin or could even make body parts fall off! It was also extremely contagious, so people with leprosy couldn't be around others much.

**Ask:** What do you do when you get sick? What if you had a sickness that had no cure?

*2 Kings 5:2-6 ESV Now the Syrians on one of their raids had carried off a little girl from the land of Israel, and she worked in the service of Naaman's wife. (3) She said to her mistress, "Would that my lord were with the prophet who is in Samaria! He would cure him of his leprosy." (4) So Naaman went in and told his lord, "Thus and so spoke the girl from the land of Israel." (5) And the king of Syria said, "Go now, and I will send a letter to the king of Israel." So he went, taking with him ten*

*talents of silver, six thousand shekels of gold, and ten changes of clothing. (6) And he brought the letter to the king of Israel, which read, "When this letter reaches you, know that I have sent to you Naaman my servant, that you may cure him of his leprosy."*

Explain how this little girl had been kidnapped and forced into service. You'd think that might make her upset or bitter towards her masters, but she actually wanted to help Naaman! She suggested that he see Elisha, a renowned prophet. Perhaps Naaman had heard about the people of Israel, or maybe he was just desperate to try anything. Either way, he prepared to visit Israel, taking a lot of money and a hope that he might be cured.

**Ask:** If you were the servant girl, would you have offered to help? What kind of man do you think Naaman was?

*2 Kings 5:7-10 ESV And when the king of Israel read the letter, he tore his clothes and said, "Am I God, to kill and to make alive, that this man sends word to me to cure a man of his leprosy? Only consider, and see how he is seeking a quarrel with me." (8) But when Elisha the man of God heard that the king of Israel had torn his clothes, he sent to the king, saying, "Why have you torn your clothes? Let him come now to me, that he may know that there is a prophet in Israel." (9) So Naaman came with his horses and chariots and stood at the door of Elisha's house. (10) And Elisha sent a messenger to him, saying, "Go and wash in the Jordan seven times, and your flesh shall be restored, and you shall be clean."*

The king of Israel had no answer for Naaman. He was upset that Naaman had even come that way. But Elisha knew better. Elisha knew that God could do great things, and that He had sent Naaman to Israel for healing. Elisha sent out a messenger to give Naaman the

prescription: wash seven times in the Jordan River. Well, this was not the most orthodox of instructions, and it actually made Naaman pretty upset.

**Side note:** What other events took place in the Jordan River? (See if anyone remembers that Jesus was baptized in the Jordan.)

*2 Kings 5:11-14 ESV But Naaman was angry and went away, saying, "Behold, I thought that he would surely come out to me and stand and call upon the name of the LORD his God, and wave his hand over the place and cure the leper. (12) Are not Abana and Pharpar, the rivers of Damascus, better than all the waters of Israel? Could I not wash in them and be clean?" So he turned and went away in a rage. (13) But his servants came near and said to him, "My father, it is a great word the prophet has spoken to you; will you not do it? Has he actually said to you, 'Wash, and be clean'?" (14) So he went down and dipped himself seven times in the Jordan, according to the word of the man of God, and his flesh was restored like the flesh of a little child, and he was clean.*

Naaman was almost insulted. He wanted Elisha to call on God with lightning and excitement, or maybe say some "magic words" to miraculously heal him. Washing off in a murky Israel river? Fortunately, his servants were able to talk some sense into Naaman. What could it hurt to try what Elisha described? He had come for healing. Why not try it? Naaman did, and he was completely restored! This made him realize that God was mighty and powerful and could do anything. Naaman had to take a leap of faith, and through it recognized that God works wonders. It was not the water that cured his disease, but God!

We can remember that God cures the sin disease in our hearts. We know that no matter what happens, He restores us and makes us clean!

**Ask:** How can we listen for God's voice? How do we follow His instructions, even when they might seem confusing?

If time allows, continue the story with the description of what happened next: Naaman tried to offer Elisha a reward, and he wouldn't take it. When Elisha's greedy helper tried to accept it, he came down with leprosy instead! (This could actually be a whole lesson of its own and is an interesting passage!)

**Close** with a prayer thanking God for healing us from sin, and for always providing what we need. Ask for His help in having faith and trust.

---

## Craft Activities (15 minutes)

---

The story of the healing of Naaman's leprosy is an interesting one to discuss. Naaman had faith following his doubts, and received cleansing in an unexpected way, which solidified his beliefs. The cleansing in the Jordan is also reminiscent of Baptism. Although the water alone does nothing, the water with the blessing of the Holy Spirit makes great things possible! These crafts recall and celebrate the story of Naaman. A "healed puppet" represents Naaman before and after the healing. A "Naaman cup" re-tells the story with a unique reversible popsicle stick puppet. Learn something new and have fun!

### **Bible Verses or Captions to Consider...**

- *Naaman had leprosy...but he followed God's instructions and was healed!*
- *Naaman is healed in the Jordan River!*
- *Naaman healed!*
- *Trust and obey!*

---

## Craft one: "Healed Naaman Puppet"


---

### You will need:

- Paper plates or paper bags
- Crayons or markers
- Popsicle sticks
- Glue or tape
- Construction paper or cardstock
- Stickers, google eyes, or other decorative items.

### Procedure:

1. Decorate the paper plate or bag on one side with a "sad Naaman Leper" face.
2. Add leprosy spots and facial features, as well as a caption or verse.
3. On the other side of the plate or bag, decorate a "happy healed Naaman" face, minus the spots.
4. Attach a popsicle stick, if using the plate and desiring to make it into a puppet or mask.
5. Use the puppet to help tell the story of Naaman's healing!



---

## Craft Two: "Naaman Cup Puppet"

---




### You will need:

- Construction Paper or cardstock
- Paper or foam cups
- Stapler (or glue/tape)
- Popsicle sticks
- Scissors
- Decorative elements as desired
- Markers or crayons



### Procedure:

1. Draw and decorate a small Naaman figure, or print one from a computer template.
2. Cut out the figure and attach to a popsicle stick.
3. Decorate the outside of a cup, adding "watery" wave elements to represent the river.
4. Add verses and captions as desired.
5. Poke the popsicle stick into the bottom of the cup. Insert the Naaman figure so it can go up and down in the water to be "healed"! Alternatively, draw a scene on paper and cut a slit for the Naaman puppet to fit into as you re-tell the story.



---

## 2 Kings 5:13 ESV

---

But his servants came near and said to him, “My father, it is a great word the prophet has spoken to you; will you not do it? Has he actually said to you, ‘Wash, and be clean’?”





---

## 2 Kings 5:13 ESV

---

But his servants came near and said to him, “My father, it is a great word the prophet has spoken to you; will you not do it? Has he actually said to you, ‘Wash, and be clean’?”



Coloring!

Directions: Color the given picture.

### Naaman is Healed



# Word Search!

Directions: Find the words given in the word search.

## Naaman is Healed

I U U K M J L Z W I P V E N M C P U Q W  
P R R A S A N X E P R T Y I F O G J V S  
T W Q Q Q P U Z D E Z C F N V S N K Q E  
B Q A Q B A W H Y E H C D P V C U F C H  
S F K D I I A F A C A V Q T Y Q K L T F  
E L I S H A M U X C Y E N K X E X V E G  
Y J S K V U S Z V W A V B J X M A H Y N  
P D W Y K M E M N T P W C M V K H X M R  
W C U R T S R M Y M R M R D B G K N K M  
B K Y K B Q V Z C Y Q Y R P R Q L A I W  
U H U I Y Z A V O O C T K I H M R A C K  
V R L A Y S N J V M F O M X V K U M V R  
D Y M C B A T N E W R W K P G E A A Z V  
O B J G B H B M V L X A P D W S R N H V  
S U F U E Z H Z D L D S R R M J A S T P  
M Z K I P G D Q B N J H Z R O I F Z L I  
P N M H V F D L Y L S X T E O P Y X L P  
H X N Z S F K R Z U W G H L I S H U S I  
W Y J X R Y B H Y U A B V M N K F E E T  
J W B G H Y Q E H O B T V H A S Z O T R

### WORD BANK

PROPHET  
SERVANT


NAAMAN  
RIVER

ELISHA  
WASH

# Answer Key

Directions: Find the words given in the word search.

## Naaman is Healed



### WORD BANK

PROPHET  
SERVANT

NAAMAN  
RIVER

ELISHA  
WASH